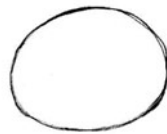




www.ArtMends.org

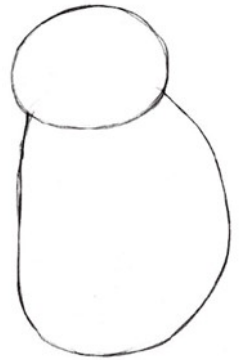
Draw a Panda

1.




Start with an oval.

2.



Add another oval shape for the body.

3.



Add ovals for the legs and feet.

4.



Add more ovals for the arms.

5.



Add two ovals for the eye spots and a circle for the snout.

6.



Add in details and darken the outline. Erase any unwanted lines.

7.



Now, add any finishing touches that will make your drawing unique.

mti@ks